
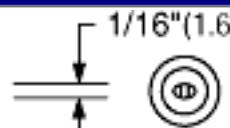

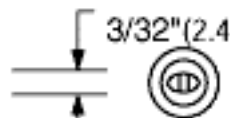

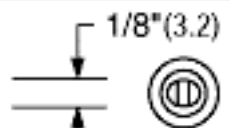

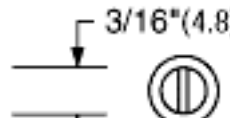

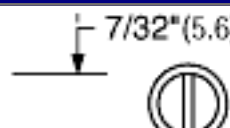

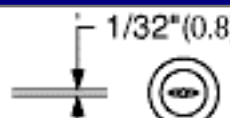

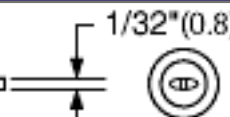

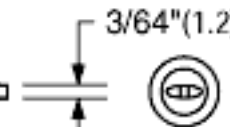

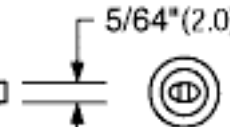

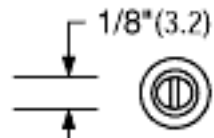

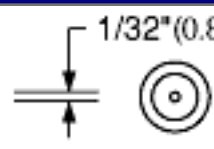

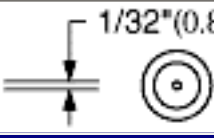
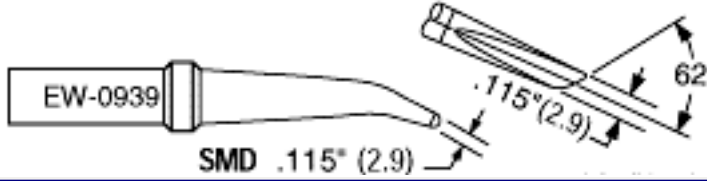
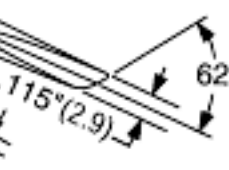
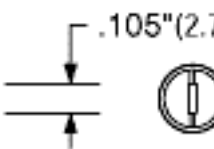
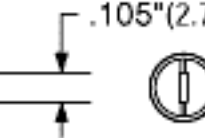
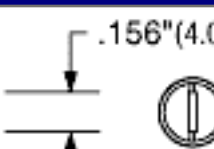
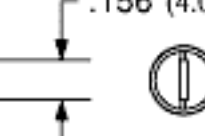
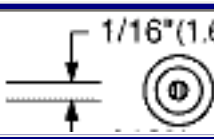
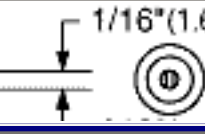
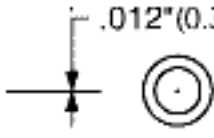
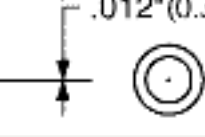
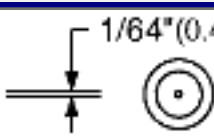
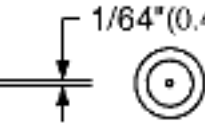
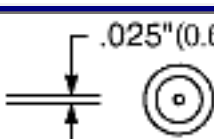
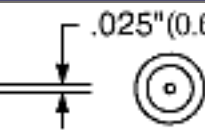
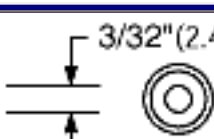
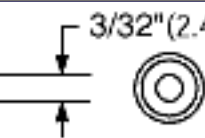
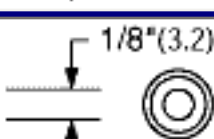
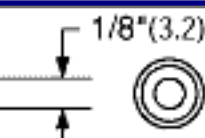
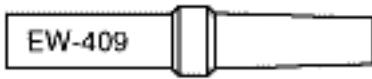
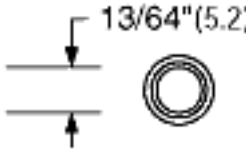

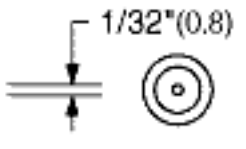

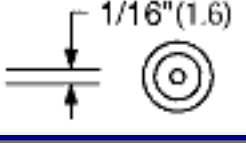

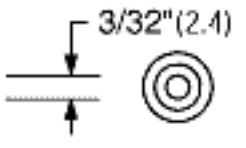

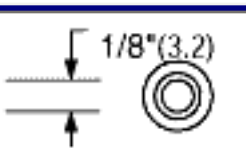

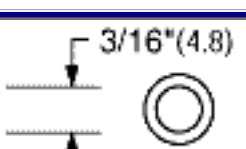
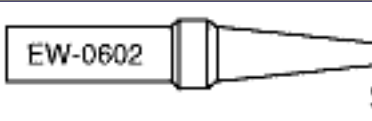
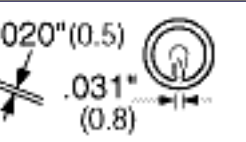
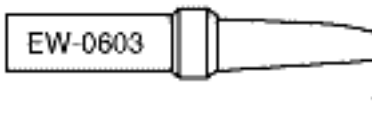
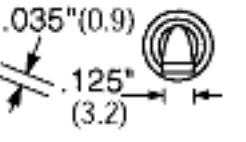
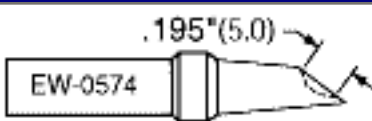
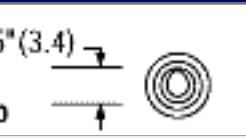


PLATO

Plato Tips to fit Weller® Stations WES50, EC-1002, EC-2002, MC-5001, WCC-100, WTL-1000, DTL-1000, DEC-1000 used with EC1201A, EC1201AFE, EX1201AFE & WCC-101 Soldering Iron Handpiece

Weller®	Plato®	PLATO® TIP & ORDER NUMBER	
ETA	EW-303		
ETB	EW-305		
ETC	EW-307		
ETD	EW-103		
---	EW-105		
ETH	EW-301		
ETJ	EW-302		
ETK	EW-304		
ETL	EW-306		

ETM	EW-308	 EW-308	 1/8" (3.2)
ETO	EW-404	 EW-404	 1/32" (0.8)
ETP	EW-403	 EW-403	 1/32" (0.8)
ET-JL	NEW EW-0939	 EW-0939	 SMD .115" (2.9)
ET-SMD 2.5mm	NEW EW-0940	 EW-0940	 .105" (2.7)
ET-SMD 3.8mm	NEW EW-0941	 EW-0941	 .156" (4.0)
ETR	EW-101	 EW-101	 1/16" (1.6)
---	EW-4796	 EW-4796	 .012" (0.3)
ETS	EW-402	 EW-402	 1/64" (0.4)
ETT	EW-401	 EW-401	 .025" (0.6)
ETBS	EW-405	 EW-405	 3/32" (2.4)
ETCS	EW-407	 EW-407	 1/8" (3.2)

ETDS	EW-409		
----	EW-511		
ETAA	EW-513		
ETBB	EW-515		
ETCC	EW-517		
ETDD	EW-519		
----	EW-0602		
ET-MX	NEW EW-0603		
----	EW-0574		

***Tip Drawings Are Not Actual Size**

The interior surfaces of these tips are protected to prevent adhesion to the sensor. All dimensions are shown before tinning and are subject to manufacturing tolerances.

All points are 1/32" (0.8) thick unless otherwise noted. Tip samples available. Custom tip designs on request. ()=mm

Plato Sales Department

Copyright© 2004 Tech Spray, L. P. All Rights Reserved.